

# **Consultation on Buckinghamshire's school funding proposals for 2018/19 onwards**

(The consultation will run until the end of Sunday 19<sup>th</sup> November 2017)

# Introduction

---

In Buckinghamshire we are committed to all children and young people reaching their full potential and we know that we have some fantastic performance within the County but persistently over time we also know that we have had some underperformance for certain groups.

Significant gaps in attainment exist between vulnerable groups and all other pupils at all educational stages. Within Buckinghamshire there are a significant and increasing number of vulnerable children and young people including:

- Pupils with Special Educational Needs and Disability and who have an Education, Health and Care Plan
- Children with English as an additional language (EAL)
- Looked after children and children with a Child Protection Plan
- Children who have been permanently excluded from school
- Children missing education
- Electively home educated
- Pupils in Buckinghamshire who are eligible for free school meals
- Certain black and ethnic minority Groups
- Some White British Groups

The Education and Skills Strategy sets out our ambition for children and young people in Buckinghamshire and our priorities within it reflect the persistent areas of underperformance.

Draft Education and Skills Strategy (2017 - 2021) - Priorities

- Infrastructure - Developing sufficient high quality places, in the right locations, to meet the growing needs
- Early Year and Childcare - Providing the best start to enable all our young learners to flourish and develop a love of learning
- School Improvement and Engagement - Working collaboratively to deliver high standards and excellent results for all our pupils
- Inclusion & Supporting the Vulnerable - Delivering a positive and inclusive education for all children and young people
- Enabling excellent outcomes for all children and young people with Special Educational Needs and Disability
- Post 16 Provision and Skills - Equipping young people with the knowledge, skills and experience to thrive in a modern economy

***It is critically important that we have a financial strategy that underpins our ambition for education and this consultation focuses on how we will shape our National Funding Formula allocation to meet our local priorities.***

To realise our ambition for all children to achieve their full potential in Bucks, we need to consider the differential of experience across the County for our children and young people. The objectives of the Education and Skills Strategy is to create the right learning environment across the County for all children and young people to thrive, regardless of their starting point.

Success is not dependent on funding, it is dependent on many things including the quality of teaching and parental support, however we cannot consider the implications of the National Funding Formula without being mindful of the context we operate within.

The Local Authority seeks to ensure appropriate financial support for both vulnerable and mainstream students in their particular educational settings, phases and institutions.

***We urge you to engage in the consultation to enable us to realise our ambitions for children and young people in Buckinghamshire***

***Mike Appleyard***  
***Cabinet Member for Education & Skills***

***Sarah Callaghan***  
***Service Director for Education***

---

## Overview

---

The Government is implementing a National Funding Formula (NFF) for schools from 2020/21

The Department for Education (DfE) has provided Local Authorities (LAs) such as Buckinghamshire County Council (BCC) with indicative funding allocations for school funding, as part of the Dedicated Schools Grant (DSG). This is called the “Schools Block”.

The Department for Education has also provided indicative allocations for the other “Blocks” of the DSG, namely the High Needs Block (HNB), Early Years Block (EYB) and the Central Schools Services Block (CSSB).

The full National Funding Formula proposals by the Department for Education are not fully affordable in 2018/19 or 2019/20 because the indicative funding allocation to Buckinghamshire have been capped at 3% per school in 2018/19 rising to 6% per school by 2019/20 as part of the transition to full funding in 2020/21.

## Consultation Scope

---

Local Authorities are expected to consult on local funding arrangements with the Schools Forum and with all schools. This is required for changes to the funding formula and any transfer from Schools Block.

This consultation considers whether the National Funding Formula principles should be adopted by Buckinghamshire County Council and if so, how the transition to 2020/21 is managed and afforded.

The High Needs Block (HNB) has significant pressures due to increased demand for support for children with Special Educational Needs and Disability (SEND). The Consultation includes a request for budget support from the Schools Block.

A decision to “ring-fence” Early Years Block (EYB) was made in 2016/17 and there are no significant changes in Early Years arrangements to consult on for 2018/19.

The Central Schools Services Block (CSSB) managed by Buckinghamshire County Council is reducing year on year. This will be ring-fenced and any pressures on this managed by Buckinghamshire County Council. There are currently no significant issues requiring consultation.

## Consultation Timescales

---

The consultation will run until the end of Sunday 19<sup>th</sup> November 2017.

To support this consultation a number of consultation “roadshow” events are being held at the start of November. These are bookable online.

- Monday 6<sup>th</sup> November, 7:30pm -9.00pm – St Mary’s & All Saints School, Beaconsfield  
<https://www.eventbrite.co.uk/e/education-consultation-roadshow-tickets-39116800403>
- Tuesday 7<sup>th</sup> November, 3:30pm -5.00pm, Green Park, Aston Clinton (Darke Hall)  
<https://www.eventbrite.co.uk/e/education-consultation-roadshow-tickets-39116913742>
- Tuesday 7<sup>th</sup> November, 7.00pm-8:30pm Wycombe High School.  
<https://www.eventbrite.co.uk/e/education-consultation-roadshow-tickets-39117000000>
- Wednesday 8<sup>th</sup> November, 7.00pm-8:30pm, Royal Latin School, Buckingham  
<https://www.eventbrite.co.uk/e/education-consultation-roadshow-tickets-39117075225>
- Thursday 9<sup>th</sup> November, 9:30-11.00am – Booker Park School, Aylesbury  
<https://www.eventbrite.co.uk/e/education-consultation-roadshow-tickets-39117311933>

If you wish to attend any of these events, please book online where further details of the venues will be provided.

The results of this consultation will be presented to the Schools Forum meeting on Tuesday 28<sup>th</sup> November. A recommendation to the Cabinet Member for Education will be provided at this meeting and a decision made by early January 2018.

## Consultation Questions

---

The questions in the consultation are as follows:

- Q1. Do you support the proposal for Buckinghamshire to adopt National Funding Formula principles from 2018/19?**
- Q2. Do you support the proposal to phase in local funding formula rates over the next 2 years?**
- Q3. Do you support the proposal that the cost of protecting schools from decreases in per pupil funding is met by capping gains per pupil in other schools?**
- Q4. Do you believe the proposals will support the strategic aims of the Authority?**
- Q5. Which of the following amounts do you think should be transferred from ‘Schools Block’ funding to ‘High Needs Block’ funding for each of the next two years?**

Further details behind each of these questions are set out later in this document.

## Schools Block Allocations

---

The Schools Block includes the school funding allocation through the formula based on pupil data, plus funding for growth, premises and mobility based on historic levels.

Buckinghamshire gains more in percentage terms than most authorities but it started as one of the lowest funded in the country and the amount allocated to schools through the local formula was on average the third lowest in the country in part due to supporting the high needs block in past years.

The indicative allocation for the Schools Block for each of the next three years compared to the 2017/18 level is shown in the table below.

*Table 1 – Indicative Schools Block funding allocations for Buckinghamshire<sup>1</sup>*

<b>Year</b>	<b>Allocation for the funding formula</b>	<b>Allocation for growth, premises and mobility</b>	<b>Provisional total allocation</b>	<b>Notes</b>
2017-18	£290.011m	£5.495m	£295.505m	Average funding is 3rd lowest in the country.
2018-19	£300.743m	£5.495m	£306.238m	£10.7m (3.6%) increase =6th highest in the Country.
2019-20	£309.458m	£5.495m	£314.953m	£19.4m (£8.7m in year) (6.6%) increase = 6th highest in the Country.
2020-21	£311.249m	£5.495m	£316.744m	£21.2m (£1.8m in year) (7.2%) increase =10th highest in the Country.

The final allocation will be based on the pupil data from the October 2017 schools census available in December, so for the purposes of consultation the indicative allocations will be used and any modelling will use the current dataset. This comes with some caveats but is adequate for consultation.

---

<sup>1</sup> <https://www.gov.uk/government/publications/national-funding-formula-tables-for-schools-and-high-needs>

## ***National Funding Formula proposals –Impact on Buckinghamshire***

---

With the exception of the lump sum reduction, the National Funding Formula proposals increase the funding for schools compared to the formula used currently. The National Funding Formula is financially positive for most schools and it is proposed to adopt the principles, factors and rates within the National Funding Formula from 2018/19 and beyond. These need to be scaled to a level to match the Schools Block allocation available for the formula in 2018/19 and 2019/20.

The Department for Education has not funded the cost of Minimum Funding Guarantee (MFG) Protection, which protects schools from significant decreases in per pupil funding. It is proposed to continue to use a minus 1.5% Minimum Funding Guarantee level (no change from the current model) and cap schools gaining at a level which broadly pays for the cost of Minimum Funding Guarantee Protection.

**Appendix 1** summarise the National Funding Formula proposals in more detail.

**Appendix 2** summarises the indicative formula rates used in modelling and the financial impact. This shows that the cost of implementing the full National Funding Formula including area cost adjustment is higher than the funding allocation available in 2018/19 and 2019/20 but moderate scaling of rates balances this prior to the full National Funding Formula implementation in 2020/21 which the Government would fully fund.

A significant benefit in adopting the National Funding Formula proposals (with scaling) is the greater certainty of the funding rates for schools for the next three years. This will help schools more effectively budget over the uncertain longer term.

Five groupings of schools have been chosen to illustrate the impact on school budgets over three years, in **Appendix 3**. This includes:

- Small primary schools (Under 100 pupils);
- Average primary schools;
- Large primary schools (over 400 pupils)
- Secondary schools with low proportions of prior attainment funding;
- Secondary schools with higher proportions of prior attainment funding.

## ***Consultation Questions on Funding Formula Proposals***

---

**Q1 – Do you support the proposal for Buckinghamshire to adopt National Funding Formula principles from 2018/19?**

The responses available are: Yes; No –please specify reasons. A free text box will capture any comments to support answers.

**Q2 – Do you support the proposal to phase in local funding formula rates over the next two years?**

The responses available are: Yes; No –please specify reasons. A free text box will capture any comments to support answers.

**Q3 – Do you support the proposal that the cost of protecting schools from decreases in per pupil funding above 1.5% is met by capping gains per pupil in other schools?**

The responses available are: Yes; No –please specify reasons. A free text box will capture any comments to support answers.

**Q4. Do you believe the proposals will support the strategic aims of the Authority?**

The responses available are: Yes; partly – please specify reasons; No –please specify reasons. A free text box will capture any comments to support answers.



## ***Transfer to High Needs Block (HNB)***

---

The schools block will be ring-fenced from 2018/19, but local authorities will retain limited flexibility to transfer up to 0.5% of their schools block funding into another block, with the approval of their Schools Forum.

To make such a transfer, local authorities must consult with local schools. The Schools Forum should take into account the views of the schools responding before giving their approval.

The indicative funding allocation for High Needs Block (£79.9m) is insufficient to fully fund the expected budget required for high needs activity in 2018/19. This is due to ongoing demand for Education, Health and Care Plans (EHCP) and pressure on costs of delivery.

The Buckinghamshire County Council Special Educational Needs and Disability (SEND) strategy<sup>2</sup> agreed in February 2017 set out the issues and the strategies to address these issues. This included managing the financial challenge.

On average, it takes 10 years for pupils supported under the High Needs Block to move through the education system. Buckinghamshire County Council's Special Educational Needs and Disability (SEND) strategy will make significant savings in the medium term. The changes require a different way of working and "investment" to support these aims.

A full analysis of the high needs budgets for 2017-2022 and a description of the activities requiring funding were presented to the Schools Forum in October 2017<sup>3</sup>.

The greatest budget pressure is funding of special schools, who are meeting the needs of the most complex pupils with Special Educational Needs and Disability (SEND). A significant budget investment is also required to fund mainstream schools supporting pupils with SEND, whether they have an Education, Health and Care Plan (EHCP) or not.

There is a degree of uncertainty in the budget forecasts due to the uncertainty in how many children need support in future years and how their needs will be met. When the impact of the Strategy is fully delivered the cost of meeting the demand of pupils with Special Educational Needs and Disability will be contained within the high needs block provided by the Department for Education.

There is expected to be a gap in funding (£2- £3m per year) which the Authority can partly manage through the use of reserves held for high needs pressures (approximately £1m available on a one off basis).

The support of schools is also sought through a request to transfer some funding from the schools block to the high needs block in 2018/19 and 2019/20. The most that can be transferred is 0.5% of the schools block (£1.5m per year). Any residual gap in funding will have to be managed by Buckinghamshire County Council through its medium term financial planning process.

The Schools Forum will make a final recommendation to Buckinghamshire County Council taking into account the consultation responses received and other evidence. This will be discussed at the

---

<sup>2</sup> <https://democracy.buckscc.gov.uk/ieListDocuments.aspx?CId=124&MId=9225&Ver=4> Item 12

<sup>3</sup> <https://democracy.buckscc.gov.uk/ieListDocuments.aspx?CId=461&MId=9362&Ver=4> Item 9

Schools Forum meeting on 28<sup>th</sup> November 2017<sup>4</sup>. The Schools Forum can only agree a one off transfer for 2018/19. A separate decision will be required in 2018 for any request for the 2019/20 financial year.

The consultation question below is to gauge the extent to which schools more generally support the proposal to transfer funding from the schools block to the high needs block. This will support the Schools Forum in making their decision in 2017 and 2018. (If a very clear response from this consultation is given a separate consultation with schools in 2018 on this matter may not be required).

### ***Consultation Question on Transfer to High Needs Block***

---

***Q5. Which of the following amounts do you think should be transferred from ‘Schools Block’ funding to ‘High Needs Block’ funding for each of the next two years?***

The responses available are £0; £0.5m (0.17%); £1.0m (0.33%) or £1.5m (0.5%).

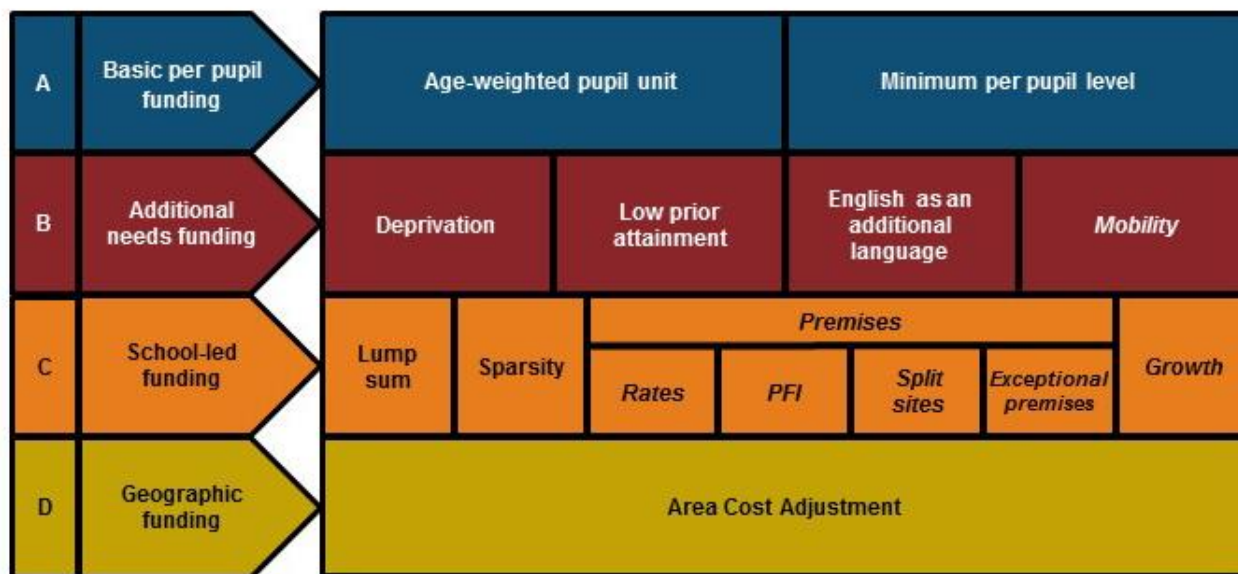
A free text box for other comments will also be provided.

---

<sup>4</sup> <https://democracy.buckscc.gov.uk/ieListDocuments.aspx?CIId=461&MIId=9363&Ver=4>

## Appendix 1 - Department for Education National Funding Formula funding proposals summarised

The proposal in this consultation is to adopt the National Funding Formula principles with scaling of the rates for affordability. The National Funding Formula proposals are set out below.



Five Models have been developed to illustrate the local formula under different scenarios.

**Model 1** - The current formula used by Buckinghamshire County Council in 2017/18. The “headroom” shown in **Appendix 2b** is due to Minimum Funding Guarantee reductions being applied for a further year to the current dataset.

**Model 2** – This uses the published National Funding Formula rates before adding area cost adjustment for Buckinghamshire. It also assumes the Minimum Funding Levels are scaled down. This leaves £1.8m funding available, above the amount needed if £1.5m high needs block transfer is agreed. I.e. Model 2 is the minimum expected.

**Model 3** – Model 2 scaled up so that the funding available is fully allocated. This is the indicative model for 2018/19 funding if no high needs block funding transfer is agreed. If high needs block transfer is agreed this would be scaled down accordingly (by up to 0.5%) which would still be above Model 2.

**Model 4** – Scaled down version of Model 5 so that the cost of implementing is within the allocation expected in 2019/20. This is the model for 2019/20 if no high needs block transfer is agreed. If high needs block transfer is agreed this would be scaled down accordingly (by up to 0.5%)

**Model 5** – Fully implemented National Funding Formula with minimum funding levels of £3,500 and £4,800 and full area cost adjustment on all published factors. This is the model for 2020/21.

**The results of these models are set out in Appendix 2a, which shows the rates used and Appendix 2b which shows the total cost of the proposals.**

More details of the Factors in the national funding formula are set out below.

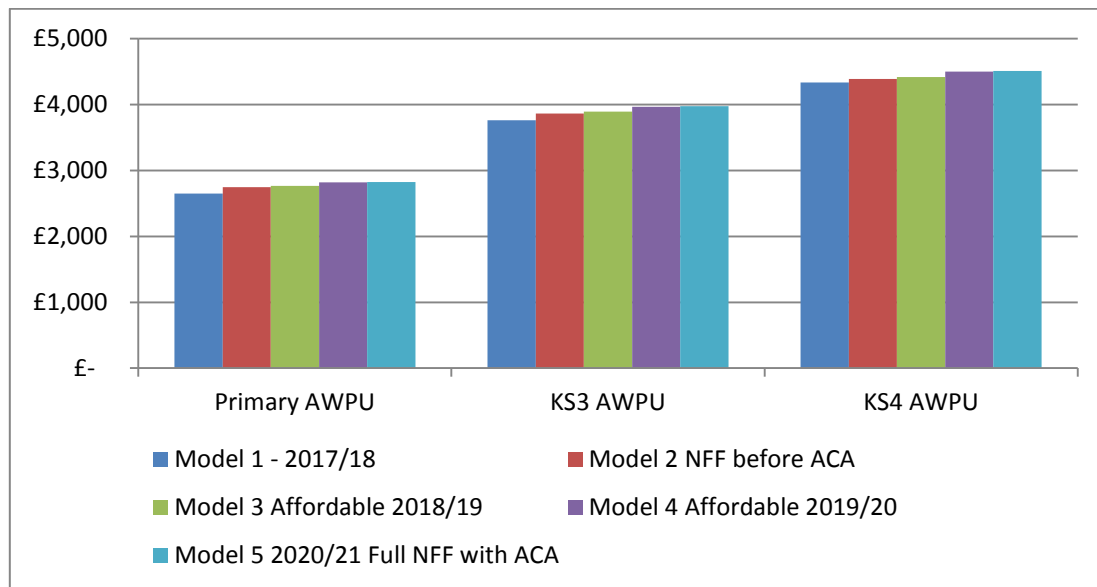
## Age Weighted Pupil Units (AWPU)

The Age Weighted Pupil Units (AWPU) is the amount that every pupil is allocated based on the October census data. Higher amounts are set for secondary phases relating to smaller average class sizes and higher curriculum costs.

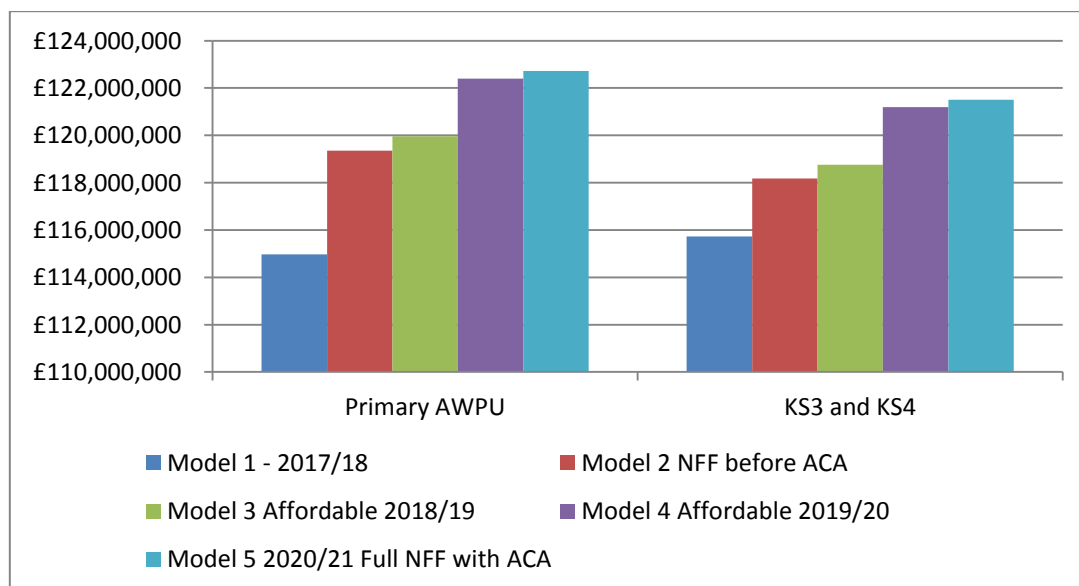
The headline National Funding Formula increases the Age Weighted Pupil Units (AWPU) by £101 to £2,747 for primary; by £105 to £3,863 for Key Stage 3; and by £51 to £4,386 for key stage 4. These are before area cost adjustment is added.

The increase is relatively higher in Primary (3.8%) than Secondary (2.1%). Under all of the models the AWPU rates are higher than the current levels.

### Indicate rates if proposals adopted



### Indicate cost if proposals adopted (KS3 and KS4 aggregated)



**The impact on schools = All Positive**

## Minimum Funding Levels (MFL)

The National Funding Formula proposes a Minimum Funding Level per pupil (MFL) of £3,500 for primary and £4,800 for secondary. As a transition towards the full National Funding Formula proposals, a rate of £3,300 and £4,600 respectively is included in 2018/19.

Minimum Funding Level is set after capping and Minimum Funding Guarantee (MFG) Protection has been calculated.

This is a brand new factor. The schools that will benefit most are those with the lowest average funding level. The lump sum is included in this calculation, so larger schools (large primary and secondary) are more likely to be recipients as the lump sum funding is spread over more pupils, thus reducing their average funding per pupil compared to smaller schools.

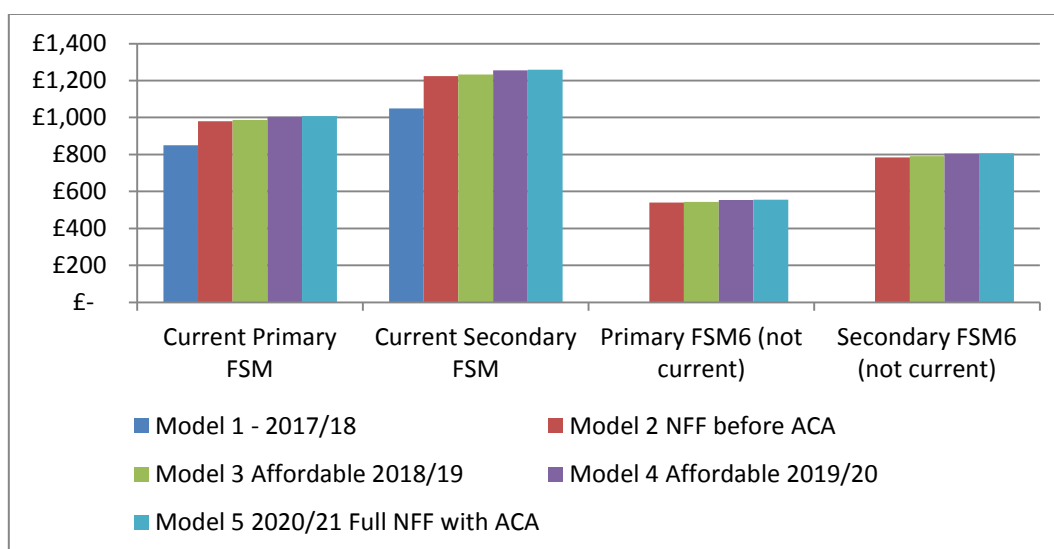
**The impact on schools = All Positive**

## Free School Meals

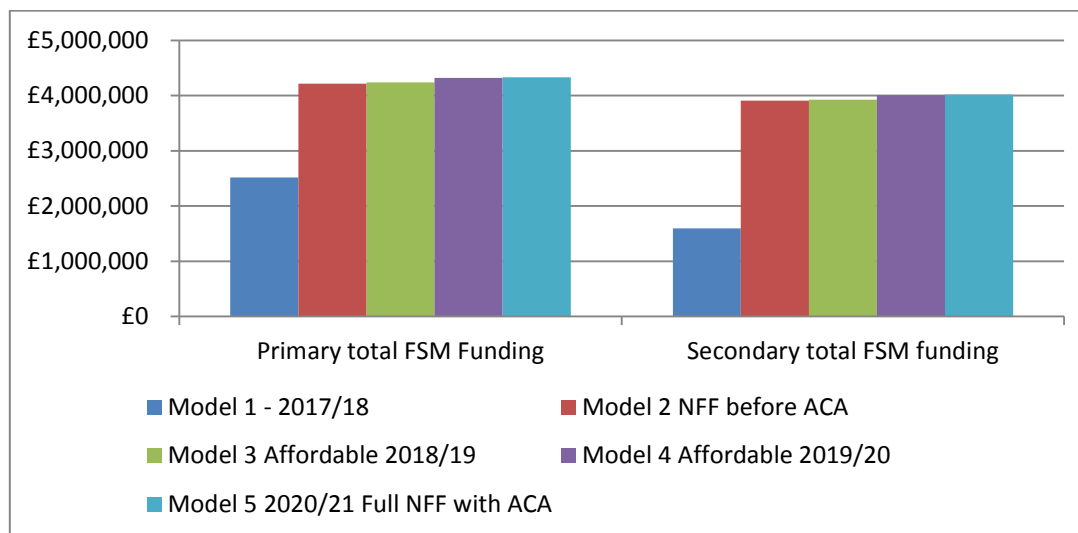
The National Funding Formula proposes a new Free School Meals (FSM6) Factor on top of the current Free School Meals (FSM) factor. The new one is to fund deprivation and the old one to fund meal costs. The FSM6 factor is applicable to any child who has been eligible for Free School Meals in the last 6 years, not just currently.

The indicative rates for pupils who are currently eligible or have been eligible before but are not currently eligible are more generous under the National Funding Formula proposals.

### Indicate rates if proposals adopted



## Indicate cost if proposals adopted

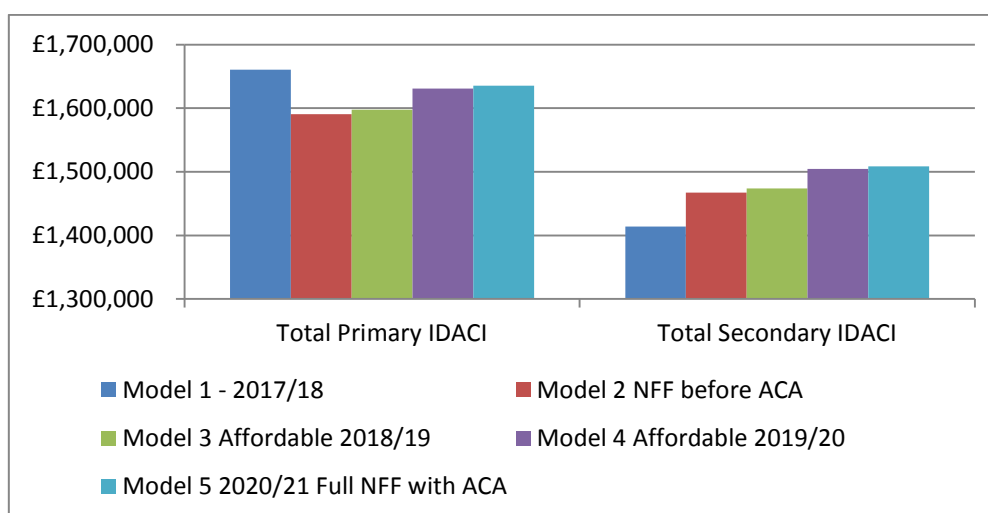


***The impact on schools = All Positive***

## Income Deprivation Affecting Children Index (IDACI)

IDACI is based on pupil's postcodes as a proxy for deprivation. Buckinghamshire moved its formula towards the National Funding Formula proposals in 2017/18 so apart from some changes there is very little difference in rates or total allocations.

## Indicate cost if proposals adopted

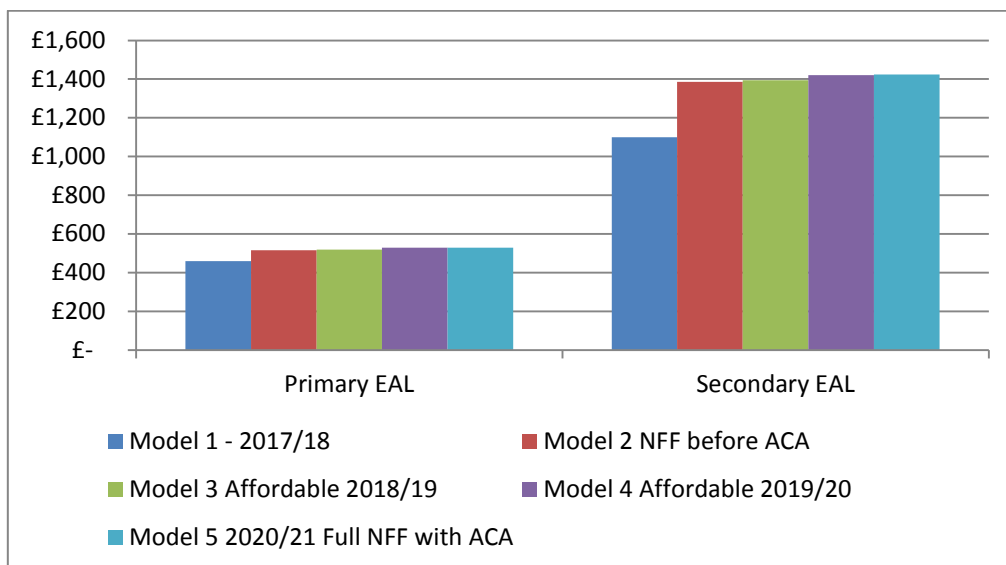


***The impact on schools = Broadly Neutral***

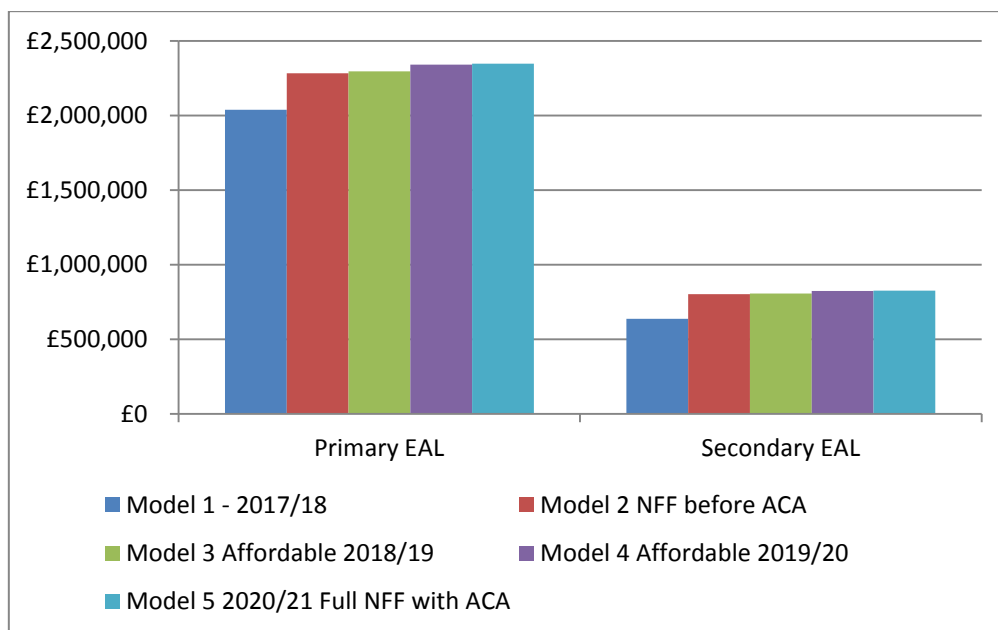
## English as an Additional language (EAL)

A primary school pupil will attract an additional £515 and a secondary school pupil will attract an additional £1,385 if English is an Additional Language for them. The funding lasts for 3 years. These are increases on the current rates of £460 and £1,100 respectively.

### Indicate rates if proposals adopted



### Indicate cost if proposals adopted



**The impact on schools = All Positive**

## Low (Prior) Attainment

A pupil who does not achieve the expected level in the Early Years Foundation Stage Profile on entry to primary school will attract additional funding throughout their time in primary school. A pupil who does not achieve the expected level at key stage 2 will attract additional throughout secondary education to age 16.

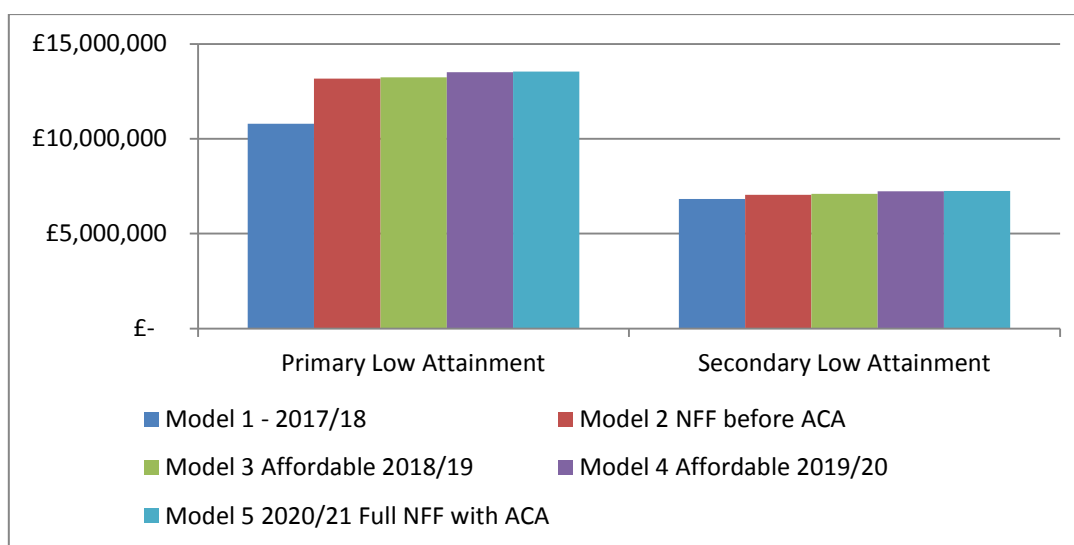
Low attainment is also the largest proxy for “notional” Special Educational Needs and Disability (SEND) support which provides schools with the first £6,000 for pupils with SEND support.

The current formula uses £1,500 as the additional funding for both primary and secondary pupils. The number of primary pupils triggering funding is “weighted down” in the local formula due to changes in the assessments in 2013 which resulted in significantly more pupils triggering this factor than the older assessment. The National Funding Formula has left the funding unweighted, i.e. every pupil triggering this will receive additional funding. Secondary pupils weighting is set by the Department for Education. This is due to changes in assessments in key stage 2 in recent years. The proposals do not alter this weighting for secondary.

The Department for Education impact assessment <sup>5</sup> made specific reference to wanting to invest more in low attainment, which this model achieves. This also supports the local strategic aims set out in the introduction.

Overall low attainment changes cost £2.8m more than the £17.5m current allocation.

### Indicate cost if proposals adopted



**The impact on schools = All Positive**

<sup>5</sup>

[https://www.gov.uk/government/uploads/system/uploads/attachment\\_data/file/648532/national\\_funding\\_formula\\_for\\_schools\\_and\\_high\\_needs-Policy\\_document.pdf](https://www.gov.uk/government/uploads/system/uploads/attachment_data/file/648532/national_funding_formula_for_schools_and_high_needs-Policy_document.pdf)

*“The formula will rightly result in a significant boost directed towards the least well-funded schools, rural schools, and those schools with high numbers of pupils starting with low attainment”.* (DfE)



## Looked After Children (LAC)

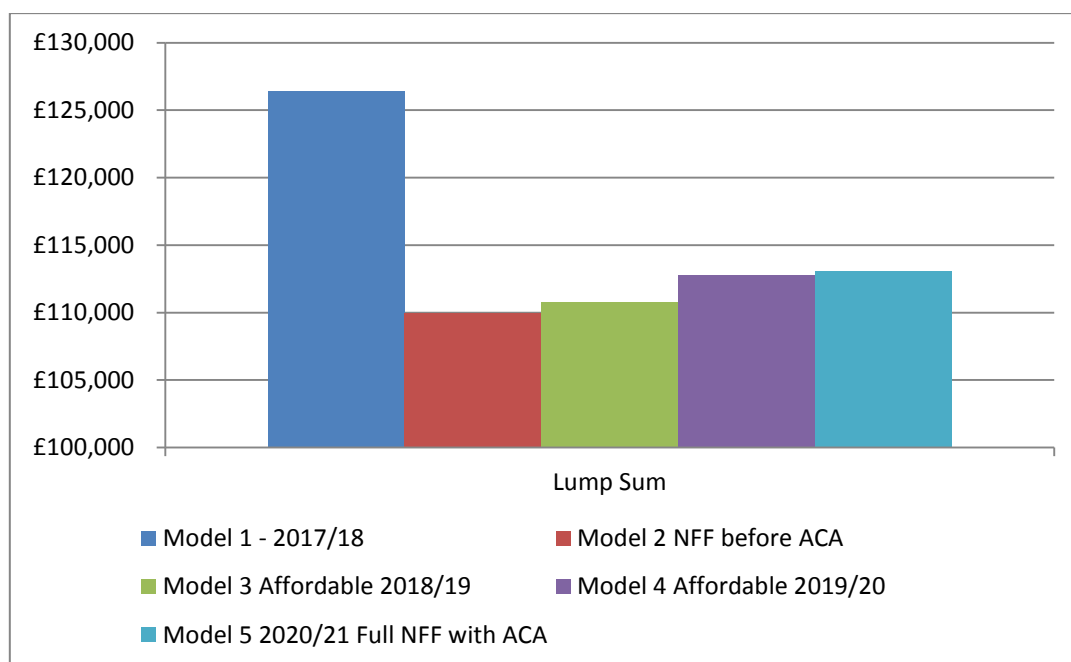
The National Funding Formula proposes deleting the current £1,000 LAC funding, compensating this with additional funding for LAC pupils through pupil premium plus (PP+) funding (increase of £400 to £2,300). The current formula only funds current Looked After Children but pupil premium plus includes any previously Looked After Children as well as current Looked After Children.

***The impact on schools = Broadly Neutral. Schools will gain additional Pupil Premium for more pupils to compensate for reduction in the formula for current Looked After Children pupils.***

## Lump Sums

The National Funding Formula proposes lump sums of £110,000 per school, which is £16,400 less than the local formula. The impact of this is an overall reduction of £3.6m from £27.8m.

The lump sum is a much greater proportion of funding for small schools than large ones therefore the reduction is more easily compensated by AWPU increases in larger schools.



***The impact on schools = Negative, especially for smaller schools where other increases may not make up the difference.***

## Sparsity

Sparsity is not currently used in our local formula. Only four primary schools and one secondary school are eligible. It helps schools who may have lower average school class sizes where the school is geographically distant from other schools. The total cost of sparsity is c. £50k.

***The impact on schools = All Positive***

## **Area Cost Adjustment (ACA)**

---

The National Funding Formula proposals include an “area cost adjustment” for Buckinghamshire of 2.812%. Fringe schools (Chiltern & South Bucks) attract an additional 1.75% (total 4.607%) on their funding factors compared to other schools in Buckinghamshire to cover the additional cost of staff paid fringe allowances.

The ACA **applies to all formula factors** apart from the Minimum Funding Level per Pupil and premises factors. In the local formula “fringe” is shown as a separate allocation to schools.

***The impact on schools = All Positive. The adjustment for Buckinghamshire is more generous than historical levels.***

## **Minimum Funding Guarantee (MFG) protection**

---

Minimum Funding Guarantee protects schools from sudden drops in budget if the funding formula for the coming year is much lower than the old funding formula. The reduction in funding per pupil is limited to 1.5%. Any drop below this is funded through Minimum Funding Guarantee protection.

The National Funding Formula allows protection to be set at a 0% drop in funding per pupil. Protecting the additional 1.5% would significantly add to the Minimum Funding Guarantee protection cost.

***The impact on schools = Increases in funding result in fewer schools requiring Minimum Funding Guarantee protection. A 1.5% reduction is adverse for schools currently receiving more funding than the formula suggests, than a 0% reduction. The cost of protecting these schools at a higher level would have to be met within the formula or through capping.***

## **Capping of gains**

---

Increases in funding per pupil for each school can be capped. The Department for Education based funding to Buckinghamshire using capping of gains of 3% in 2018/19. The cap rises to 6% in 2019/20 proposals.

Capping a gain means not allowing schools to get to a higher National Funding Formula based formula level as quickly as they could. In 2017/18 school gains had to be capped at 0.5% to afford the funding formula.

Capping helps reduce the net cost of the formula. Capping can only be set at a level which offsets the Minimum Funding Guarantee Protection cost, not higher.

***The impact on schools = Reduced Minimum Funding Guarantee protection costs allows higher capping levels so “underfunded” schools reach their formula levels sooner.***

## Appendix 2a – Indicative formula rates

Funding Factor	Model 1 - 2017/18	Model 2 NFF before ACA	Model 3 Affordable 2018/19	Model 4 Affordable 2019/20	Model 5 2020/21 Full NFF with ACA
Scaling factor	n/a	100.000%	100.700%	102.550%	102.812%
Primary AWPU	£ 2,646.00	£ 2,747.00	£ 2,766.23	£ 2,817.05	£ 2,824.25
KS3 AWPU	£ 3,758.00	£ 3,863.00	£ 3,890.04	£ 3,961.51	£ 3,971.63
KS4 AWPU	£ 4,335.00	£ 4,386.00	£ 4,416.70	£ 4,497.84	£ 4,509.33
Primary MFL	n/a	£ 3,209.74	£ 3,232.21	£ 3,491.08	£ 3,500.00
Secondary MFL	n/a	£ 4,474.19	£ 4,505.51	£ 4,787.77	£ 4,800.00
Primary FSM	£ 850.00	£ 440.00	£ 443.08	£ 451.22	£ 452.37
Secondary FSM	£ 1,050.00	£ 440.00	£ 443.08	£ 451.22	£ 452.37
Primary FSM6	n/a	£ 540.00	£ 543.78	£ 553.77	£ 555.18
Secondary FSM6	n/a	£ 785.00	£ 790.50	£ 805.02	£ 807.07
Primary IDACI band F	£ 210.00	£ 200.00	£ 201.40	£ 205.10	£ 205.62
Secondary IDACI band F	£ 290.00	£ 290.00	£ 292.03	£ 297.40	£ 298.15
Primary IDACI band E	£ 260.00	£ 240.00	£ 241.68	£ 246.12	£ 246.75
Secondary IDACI band E	£ 380.00	£ 390.00	£ 392.73	£ 399.95	£ 400.97
Primary IDACI band D	£ 350.00	£ 360.00	£ 362.52	£ 369.18	£ 370.12
Secondary IDACI band D	£ 470.00	£ 515.00	£ 518.61	£ 528.13	£ 529.48
Primary IDACI band C	£ 350.00	£ 390.00	£ 392.73	£ 399.95	£ 400.97
Secondary IDACI band C	£ 470.00	£ 560.00	£ 563.92	£ 574.28	£ 575.75
Primary IDACI band B	£ 425.00	£ 420.00	£ 422.94	£ 430.71	£ 431.81
Secondary IDACI band B	£ 560.00	£ 600.00	£ 604.20	£ 615.30	£ 616.87
Primary IDACI band A	£ 480.00	£ 575.00	£ 579.03	£ 589.66	£ 591.17
Secondary IDACI band A	£ 620.00	£ 810.00	£ 815.67	£ 830.66	£ 832.78
Primary Low Attainment*	£ 1,500.00	£ 1,050.00	£ 1,057.35	£ 1,076.78	£ 1,079.53
Secondary Low Attainment**	£ 1,500.00	£ 1,550.00	£ 1,560.85	£ 1,589.53	£ 1,593.59
Primary EAL	£ 460.00	£ 515.00	£ 518.61	£ 528.13	£ 529.48
Secondary EAL	£ 1,100.00	£ 1,385.00	£ 1,394.70	£ 1,420.32	£ 1,423.95
LAC	£ 1,000.00	£ -	£ -	£ -	£ -
Mobility	£ 500.00	£ 500.00	£ 503.50	£ 512.75	£ 512.75
Lump Sum	£ 126,400.00	£ 110,000.00	£ 110,770.00	£ 112,805.00	£ 113,093.20
Sparsity Primary (up to)	n/a	£ 25,000.00	£ 25,175.00	£ 25,637.50	£ 25,703.00
Sparsity secondary (up to)	n/a	£ 65,000.00	£ 65,455.00	£ 66,657.50	£ 66,827.80
MFG***	-1.50%	-1.50%	-1.50%	-1.50%	-1.50%
Capping****	0.50%	4.05%	5.03%	7.50%	n/a
Fringe uplift where applicable	1.56%	1.75%	1.75%	1.75%	1.75%

### Technical notes:

Scaling factor – this is scaled from Model 2. (the headline published NFF rates without Area Cost Adjustment)

\*£1,500 weighted by 47.41% in current formula for some year groups. In Models 2 to 5 100% weighting applied in line with funding proposals from Department for Education. The proposals increase the funding to schools.

\*\* £1,500 weighted by 48.02% for year 7 pupils. Weighting set by Department for Education each year. The proposals increase the funding to schools.

\*\*\* Minimum Funding Guarantee assumes minus 1.5% (same as previous years) in all models.

\*\*\*\* Capping is set to offset the cost of Minimum Funding Guarantee Protection. In 2020/21 no cap has been assumed. The indicative models show capping is at a more generous level than the Department for Education proposals (3% then 6%)

## Appendix 2b – Indicative formula allocations (total cost)

Funding Factor	Model 1 - 2017/18	Model 2 NFF before ACA	Model 3 Affordable 2018/19	Model 4 Affordable 2019/20	Model 5 2020/21 Full NFF with ACA
Scaling factor	n/a	100.000%	100.700%	102.55%	102.812%
Primary AWPU	£114,971,346	£119,359,897	£119,968,211	£122,403,574	£122,716,297
KS3 AWPU	£67,110,364	£68,985,454	£69,324,756	£70,744,583	£70,925,325
KS4 AWPU	£48,621,360	£49,193,376	£49,440,128	£50,447,807	£50,576,694
Primary MFL	£0	£0	£0	£570,081	£549,225
Secondary MFL	£0	£1,455,359	£1,470,295	£3,797,507	£3,808,030
Primary FSM	£2,515,901	£1,302,349	£1,308,269	£1,335,559	£1,338,971
Secondary FSM	£1,594,950	£668,360	£671,398	£685,403	£687,154
Primary FSM6	£0	£2,911,307	£2,927,481	£2,985,546	£2,993,173
Secondary FSM6	£0	£3,238,155	£3,254,655	£3,320,727	£3,329,211
Primary IDACI band F	£587,034	£559,080	£561,876	£573,337	£574,802
Secondary IDACI band F	£555,727	£555,727	£557,644	£569,898	£571,354
Primary IDACI band E	£818,495	£755,534	£758,682	£774,800	£776,780
Secondary IDACI band E	£607,770	£623,764	£626,962	£639,670	£641,304
Primary IDACI band D	£55,816	£57,411	£57,729	£58,874	£59,025
Secondary IDACI band D	£86,493	£94,774	£95,326	£97,191	£97,439
Primary IDACI band C	£170,527	£190,016	£190,990	£194,861	£195,359
Secondary IDACI band C	£138,190	£164,652	£165,534	£168,851	£169,282
Primary IDACI band B	£28,137	£27,806	£27,938	£28,515	£28,588
Secondary IDACI band B	£24,091	£25,812	£25,941	£26,470	£26,538
Primary IDACI band A	£483	£579	£582	£593	£595
Secondary IDACI band A	£1,861	£2,432	£2,444	£2,494	£2,500
Primary Low Attainment	£10,796,943	£13,169,555	£13,232,267	£13,505,379	£13,539,883
Secondary Low Attainment	£6,826,681	£7,054,237	£7,090,646	£7,234,120	£7,252,602
Primary EAL	£2,038,379	£2,282,098	£2,295,392	£2,340,292	£2,346,271
Secondary EAL	£637,070	£802,129	£806,183	£822,583	£824,685
LAC	£149,485	£0	£0	£0	£0
Mobility	£214,712	£214,712	£209,989	£220,188	£220,188
Lump Sum	£27,755,333	£24,154,167	£24,274,718	£24,770,098	£24,833,382
Sparsity Primary (up to)	£0	£24,566	£24,689	£25,193	£25,257
Sparsity secondary (up to)	£0	£25,242	£25,367	£25,885	£25,951
MFG	£2,403,820	£805,438	£705,403	£466,479	£445,107
Capping	<b>-£315,474</b>	<b>-£803,321</b>	<b>-£702,737</b>	<b>-£462,736</b>	£0
Rates & other factors	£3,168,272	£3,168,272	£3,168,272	£3,168,272	£3,168,272
Fringe uplift where applicable	£1,566,963	£1,617,464	£1,625,560	£1,658,709	£1,662,945
Total funding formula	£293,130,730	£302,686,401	£304,192,590	£313,200,803	£314,412,188
Growth Fund	£1,700,000	£1,700,000	£1,700,000	£1,700,000	£1,700,000
Total cost to schools block	£294,830,730	£304,386,401	£306,192,590	£314,900,803	£316,112,188
Funding Formula Available	£295,505,000	£306,238,230	£306,238,230	£314,952,748	£316,744,163
difference ("headroom")	<b>-£674,270</b>	<b>-£1,851,829</b>	<b>-£45,640</b>	<b>-£51,945</b>	<b>-£631,975</b>

## Appendix 3 – Illustrations of impact of proposals over 3 years

1. Small primary schools (Under 100 pupils);
2. Average primary schools;
3. Large primary schools (over 400 pupils)
4. Secondary schools with low proportions of prior attainment funding;
5. Secondary schools with higher proportions of prior attainment funding.

These illustrations do not include rates, or mobility, sparsity and exceptional factors.

For the examples it is assumed that no MFG or capping is applied to each school, or was applied in previous years. In reality some schools will be protected by MFG and rather more schools may be capped over the next two or three years.

As schools do vary widely in their size and characteristics, there will inevitably be variation in how the funding proposals apply within the five example groups. They are excluding the impact of Minimum Funding Guarantee and capping.

### 1. Small primary schools (Under 100 pupils);

The reduction in lump sum in small primary schools is on average mostly compensated through increases in other factors with a small increase in future years.

Small Primary School	Numbers	2017-18	2018-19 affordable	2019-20 affordable	2020/21 NFF
Primary AWPU	59	£156,114	£163,208	£166,206	£166,630
Primary MFL	-	£0	£0	£0	£0
Primary FSM	2	£1,700	£886	£902	£905
Primary FSM6	5	£0	£2,719	£2,769	£2,776
Primary IDACI band F	1	£210	£201	£205	£206
Primary IDACI band E	1	£260	£242	£246	£247
Primary IDACI band D	-	£0	£0	£0	£0
Primary IDACI band C	-	£0	£0	£0	£0
Primary IDACI band B	-	£0	£0	£0	£0
Primary IDACI band A	-	£0	£0	£0	£0
Primary Low Attainment	16	£11,378	£16,918	£17,228	£17,272
Primary EAL	4	£1,840	£2,074	£2,113	£2,118
Lump Sum	1	£126,400	£110,770	£112,805	£113,093
<b>Total funding formula</b>		<b>£297,902</b>	<b>£297,018</b>	<b>£302,474</b>	<b>£303,247</b>
<b>change</b>			<b>100%</b>	<b>102%</b>	<b>102%</b>

## 2. Average primary schools

Average sized primary schools see increases in other factors surpass any loss of lump sums. Some of the largest ones might trigger Minimum Funding Levels if AWPU is their main funding factor.

Average Primary School	Numbers	2017-18	2018-19 affordable	2019-20 affordable	2020/21 NFF
Primary AWPU	223	£590,058	£616,869	£628,202	£629,807
Primary MFL	-	£0	£0	£0	£0
Primary FSM	15	£12,750	£6,646	£6,768	£6,786
Primary FSM6	27	£0	£14,682	£14,952	£14,990
Primary IDACI band F	13	£2,730	£2,618	£2,666	£2,673
Primary IDACI band E	14	£3,640	£3,384	£3,446	£3,454
Primary IDACI band D	1	£350	£363	£369	£370
Primary IDACI band C	2	£700	£785	£800	£802
Primary IDACI band B	-	£0	£0	£0	£0
Primary IDACI band A	-	£0	£0	£0	£0
Primary Low Attainment	62	£44,091	£65,556	£66,760	£66,931
Primary EAL	18	£8,280	£9,335	£9,506	£9,531
Lump Sum	1	£126,400	£110,770	£112,805	£113,093
<b>Total funding formula</b>		<b>£788,999</b>	<b>£831,008</b>	<b>£846,274</b>	<b>£848,436</b>
<b>change</b>			<b>105%</b>	<b>107%</b>	<b>108%</b>

## 3. Large primary schools (over 400 pupils)

Large primary schools see increases in other factors surpass any loss of lump sums. Some will trigger Minimum Funding Levels.

Large Primary School	Numbers	2017-18	2018-19 affordable	2019-20 affordable	2020/21 NFF
Primary AWPU	474	£1,254,204	£1,311,193	£1,335,281	£1,338,692
Primary MFL	-	£0	£0	£0	£0
Primary FSM	37	£31,450	£16,394	£16,695	£16,738
Primary FSM6	66	£0	£35,889	£36,549	£36,642
Primary IDACI band F	41	£8,610	£8,257	£8,409	£8,431
Primary IDACI band E	39	£10,140	£9,426	£9,599	£9,623
Primary IDACI band D	1	£350	£363	£369	£370
Primary IDACI band C	6	£2,100	£2,356	£2,400	£2,406
Primary IDACI band B	-	£0	£0	£0	£0
Primary IDACI band A	-	£0	£0	£0	£0
Primary Low Attainment	137	£97,428	£144,857	£147,518	£147,895
Primary EAL	66	£30,360	£34,228	£34,857	£34,946
Lump Sum	1	£126,400	£110,770	£112,805	£113,093
<b>Total funding formula</b>		<b>£1,561,042</b>	<b>£1,673,733</b>	<b>£1,704,481</b>	<b>£1,708,836</b>
<b>change</b>			<b>107%</b>	<b>109%</b>	<b>109%</b>

#### 4. Secondary schools with low proportions of prior attainment funding

Secondary schools with low proportions of prior attainment funding see increases in other factors surpass any loss of lump sums. Many will trigger Minimum Funding Levels.

Secondary schools with low proportions of prior attainment funding	Numbers	2017-18	2018-19 affordable	2019-20 affordable	2020/21 NFF
KS3 AWPU	520	£1,954,160	£2,022,821	£2,059,983	£2,065,246
KS4 AWPU	339	£1,469,565	£1,497,262	£1,524,769	£1,528,664
Secondary MFL	-	£0	£168,402	£342,858	£343,734
Secondary FSM	12	£12,600	£5,317	£5,415	£5,428
Secondary FSM6	34	£0	£26,877	£27,371	£27,441
Secondary IDACI band F	37	£10,730	£10,805	£11,004	£11,032
Secondary IDACI band E	21	£7,980	£8,247	£8,399	£8,420
Secondary IDACI band D	7	£3,290	£3,630	£3,697	£3,706
Secondary IDACI band C	2	£940	£1,128	£1,149	£1,151
Secondary IDACI band B	4	£2,240	£2,417	£2,461	£2,467
Secondary IDACI band A	-	£0	£0	£0	£0
Secondary Low Attainment	-	£0	£0	£0	£0
Secondary EAL	9	£9,900	£12,552	£12,783	£12,816
Lump Sum	1	£126,400	£110,770	£112,805	£113,093
<b>Total funding formula</b>		<b>£3,597,805</b>	<b>£3,870,229</b>	<b>£4,112,693</b>	<b>£4,123,200</b>
<b>change</b>			<b>108%</b>	<b>114%</b>	<b>115%</b>

#### 5. Secondary schools with higher proportions of prior attainment funding

Secondary schools with higher proportions of prior attainment funding see increases in other factors surpass any loss of lump sums. None will trigger Minimum Funding Levels.

Secondary schools with higher proportions of prior attainment funding	Numbers	2017-18	2018-19 affordable	2019-20 affordable	2020/21 NFF
KS3 AWPU	497	£1,867,726	£1,933,350	£1,968,869	£1,973,899
KS4 AWPU	299	£1,296,165	£1,320,594	£1,344,855	£1,348,291
Secondary MFL	-	£0	£0	£0	£0
Secondary FSM	57	£26,220	£25,256	£25,720	£25,785
Secondary FSM6	159	£0	£125,847	£128,159	£128,486
Secondary IDACI band F	59	£17,110	£17,230	£17,546	£17,591
Secondary IDACI band E	46	£17,480	£18,066	£18,397	£18,444
Secondary IDACI band D	4	£1,880	£2,074	£2,113	£2,118
Secondary IDACI band C	1	£470	£564	£574	£576
Secondary IDACI band B	9	£5,040	£5,438	£5,538	£5,552
Secondary IDACI band A	-	£0	£0	£0	£0
Secondary Low Attainment	199	£298,500	£310,609	£316,315	£317,124
Secondary EAL	16	£17,600	£22,315	£22,725	£22,783
Lump Sum	1	£126,400	£110,770	£112,805	£113,093
<b>Total funding formula</b>		<b>£3,674,591</b>	<b>£3,892,112</b>	<b>£3,963,616</b>	<b>£3,973,742</b>
<b>change</b>			<b>106%</b>	<b>108%</b>	<b>108%</b>